

Fairfield Police Department
Town of Fairfield, Connecticut

Monthly Report

May 2024



Chief Robert Kalamaras
Fairfield Police Department

Created by:
Gabrielle Martire

Call for Service Statistics - Year to Date

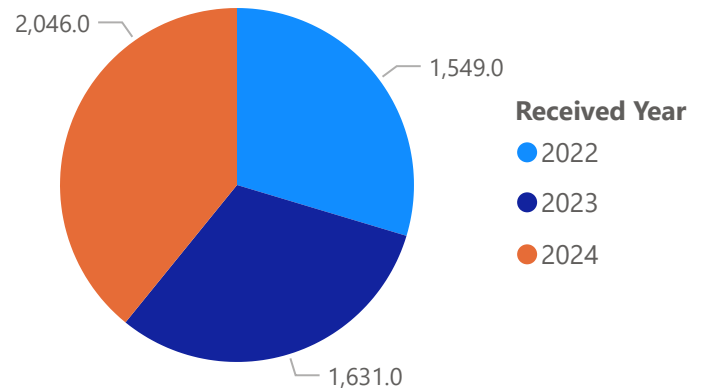
Actual Call Type	01 - ...	02 ...	03 ...	04 - April	05 - May	06 - June
911 HANG UP	11	14	7	12	11	2
ALARM	3	3	7	2	3	1
ALARM EXCUSED	1		2		6	
ALARM FALSE	169	171	181	170	151	20
ANIMAL COMPLAINT	68	48	67	78	108	17
ASSAULT	6	1	2	7	6	
ASSISTANCE	190	201	244	220	313	46
BANK ESCORT	19	11	15	16	14	2
BREACH OF PEACE	38	50	45	35	52	9
BURGLARY - RESIDENCE	3		1	1		2
BURGLARY - COMMERCIAL		1	3	2	5	
BURGLARY - GARAGE	1				1	
BURGLARY ATTEMPT	1				2	
BUSINESS/LOCATION CHECK	1,539	1,341	1,273	1,007	1,315	193
DEAD ON ARRIVAL	3	1	2	4	1	
DOOR UNLOCKED	3	2		3	1	
EDP	14	13	15	15	15	3
EMERGENCY MEDICAL CALL	241	191	190	210	340	67
EMERGENCY MEDICAL CALL (CODE 2)	120	113	112	115	6	
FIREWORKS COMPLAINT		1	1		8	
FUNERAL ESCORT	17	20	15	21	14	5
HARASSMENT	12	21	22	27	17	4
INTOXICATED SUBJECT	2	7	4	7	9	
INVESTIGATION	129	119	144	142	164	35
INVESTIGATION-WARRANT ARREST	15	13	20	12	15	
LARCENY/THEFT	20	30	35	42	54	6
LARCENY-IDENTITY THEFT	12	14	13	13	15	1
MEDICAL ALARM	1	3	4	2		
MISSING PERSON	1	3	2	3	7	1
NARCOTICS VIOLATION			4	1	1	
NOISE COMPLAINT	16	27	33	37	55	11
PARKING VIOLATION	31	57	50	52	76	15
RECKLESS DRIVER	24	33	34	42	49	9
RECOVERED PROPERTY	9	12	11	21	23	5
ROAD HAZARD	29	15	31	28	29	5
ROBBERY	2		2			
SEX VIOLATION	2		3	2	3	
SHOPLIFTER	36	16	28	38	37	1
STOLEN VEHICLE	8	8	14	6	6	
STOLEN VEHICLE ATTEMPT		1	1			
SUICIDE			1	1		
SUICIDE ATTEMPT	2		4	1	2	
SUICIDE THREAT	1	2	2	5	6	
SUSPICIOUS PERSON	28	30	35	36	42	6
SUSPICIOUS VEHICLE	26	21	26	18	15	1
THEFT FROM MOTOR VEHICLE	23	15	30	25	24	5
TRAFFIC CONTROL MALFUNCTION	12	12	14	8	10	
TRESPASSER	14	4	12	15	11	3
VANDALISM MISCELLANEOUS	7	10	7	14	14	2
VANDALISM TO STRUCTURE		1				
VANDALISM TO VEHICLE	1	1	1	1	1	1

Not all Call Types are Included

The data depicted on this page and within this report may not be inclusive of all incidents or events and is presented for convenience to the viewer.

Call for Service Statistics - May

Actual Call Type	2022	2023	2024
911 HANG UP	10	7	11
ALARM		7	3
ALARM EXCUSED		4	6
ALARM FALSE	218	169	151
ANIMAL COMPLAINT	89	83	108
ASSAULT	3	6	6
ASSISTANCE	184	233	313
BANK ESCORT	17	18	14
BREACH OF PEACE	47	63	52
BUSINESS/LOCATION CHECK	1,195	1,103	1,315
COMMUNITY EVENT	51	38	81
DEAD ON ARRIVAL	1	3	1
EDP	4	11	15
EMERGENCY MEDICAL CALL	356	205	340
EMERGENCY MEDICAL CALL (CODE 2)	92	90	6
FIREWORKS COMPLAINT	2	7	8
FUNERAL ESCORT	11	16	14
HARASSMENT	21	25	17
INTOXICATED SUBJECT	2	5	9
M.V. ACCIDENT	195	217	171
MEDICAL ALARM	1	3	
MISSING PERSON	8	3	7
NARCOTICS VIOLATION	1	1	1
NOISE COMPLAINT	50	61	55
PARKING VIOLATION	53	51	76
RECKLESS DRIVER	27	43	49
RECOVERED PROPERTY	6	29	23
ROAD HAZARD	31	27	29
SEX VIOLATION	1	3	3
SUICIDE	3		
SUICIDE ATTEMPT	1	2	2
SUICIDE THREAT	6	3	6
SUSPICIOUS PERSON	21	33	42
SUSPICIOUS VEHICLE	22	18	15
TRAFFIC CONTROL MALFUNCTION	5	12	10
TRESPASSER	14	15	11
VANDALISM MISCELLANEOUS	16	13	14
VANDALISM TO STRUCTURE	9	1	
VANDALISM TO VEHICLE	6		1
VEHICLE ACCIDENT WITH INJURIES	41	29	35



Investigations, Burglaries, Larcenies & Vehicle Thefts

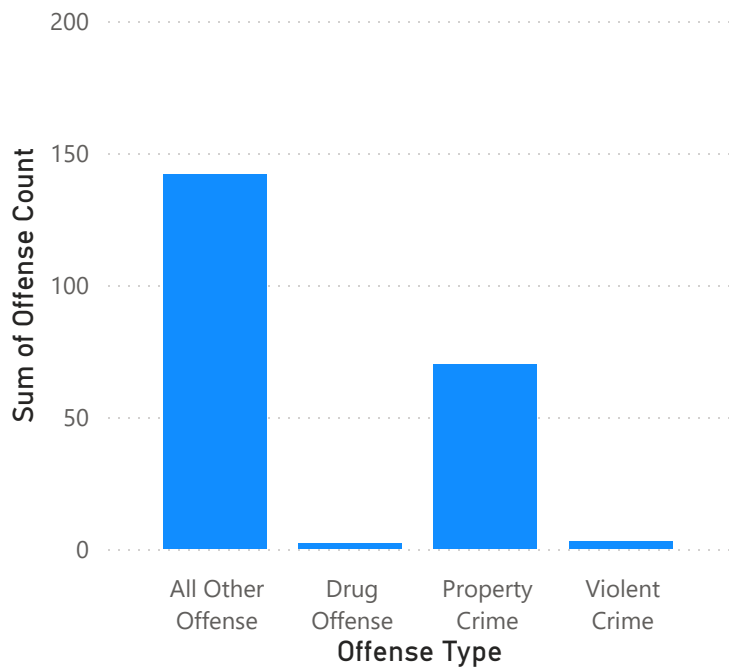
Actual Call Type	2022	2023	2024
BURGLARY - RESIDENCE	1	3	
BURGLARY - COMMERCIAL	3	1	5
BURGLARY - GARAGE	3		1
INVESTIGATION	193	182	163
INVESTIGATION- SENIOR CITIZEN		1	1
INVESTIGATION-ARREST	2	5	
INVESTIGATION-BAD CHECK	1		
INVESTIGATION-CREDIT CARD FRAUD	1		
INVESTIGATION-FINANCIAL CRIME	7	1	
INVESTIGATION-FORGERY	1		
INVESTIGATION-INTERNET CRIME	1	2	1
INVESTIGATION-WARRANT ARREST	17	6	15
LARCENY/THEFT	24	42	54
LARCENY-IDENTITY THEFT	3	21	15
SHOPLIFTER	41	27	37
STOLEN VEHICLE	15	23	6
STOLEN VEHICLE ATTEMPT		1	
THEFT FROM MOTOR VEHICLE	27	59	24

Offense Statistics - May

Offense Type	2022	2023	2024
All Other Offense	43	54	48
Drug Offense		1	1
Property Crime	29	16	25
Violent Crime		2	1
Total	70	73	75

Offense Description	2022	2023	2024
Aggravated Assault		2	1
All other Larceny	2		
All Other Offenses	22	19	19
Animal Cruelty	1		
Burglary/Breaking and Entering	2		
Counterfeiting/Forgery			7
Credit Card/Automatic Teller Machine Fraud		1	
Destruction/Damage/Vandalism of Property		2	
Disorderly Conduct		7	4
Driving under the Influence	7	4	10
Drug Narcotic Violations		1	1
Embezzlement		1	
Impersonation		1	
Intimidation	3	6	7
Motor Vehicle Theft		1	
Shoplifting	21	11	18
Simple Assault	7	13	5
Stolen Property Offenses	1		
Theft From Vehicle	3		
Trespass of Real Property	2		2
Weapon Law Violations	1	4	1

Sum of Offense Count by Offense Type



The Fairfield Police Department participate in National Incident-Based Reporting System (NIBRS) which was implemented to improve the overall quality of crime data collected by law enforcement. NIBRS captures details on each single crime incident—as well as on separate offenses within the same incident—including information on victims, known offenders, relationships between victims and offenders, arrestees, and property involved in crimes.

Definitions for NIBRS Offenses can be found at:

https://ucr.fbi.gov/nibrs/2019/resource-pages/nibrs_offense_definitions-2019.pdf

Arrest Statistics - May

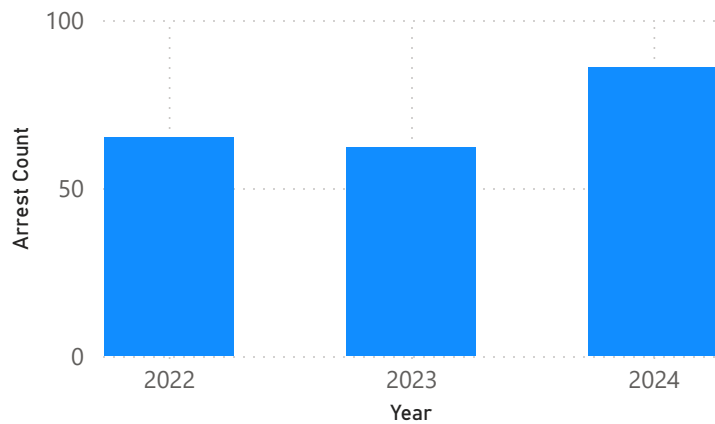
Charge Type 2022 2023 2024

Charge Type	2022	2023	2024
Felony	14	12	21
Infraction	1	9	11
Misdemeanor	58	55	74
Violation	0	1	3
Total	65	62	86

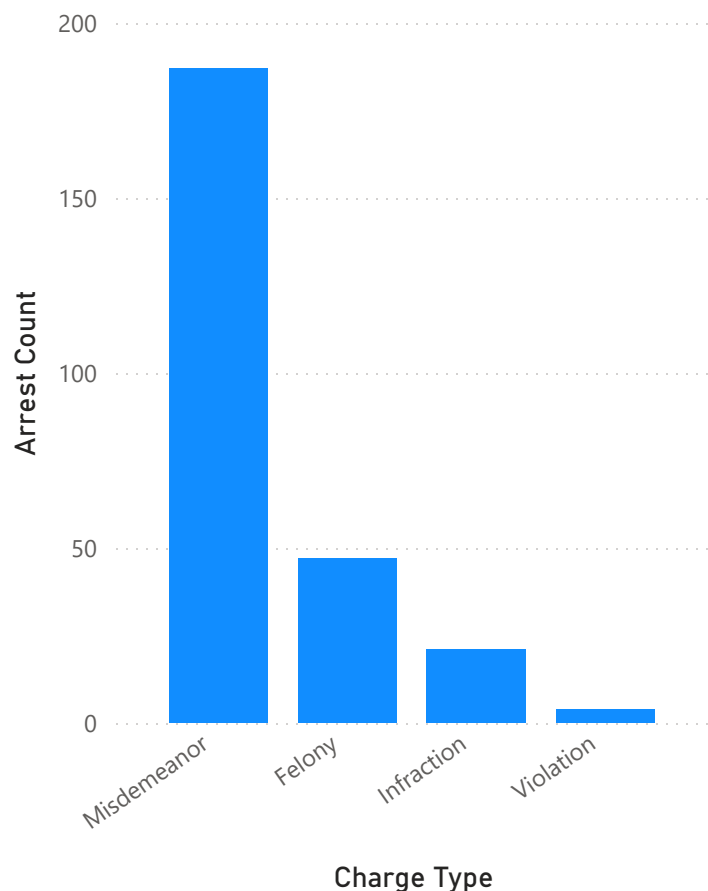
Top 40 Arrest Charges

Description	2022	2023	2024
	0	1	0
<\$500 ON REVOKED PAYMENT CARD	0	0	2
>\$500 ON REVOKED PAYMENT CARD	0	1	0
ASSAULT 2ND DEG	0	1	1
ASSAULT 3RD DEG	1	8	2
BREACH OF PEACE 2ND DEG	5	5	10
BURGLARY 1ST DEG	0	0	1
BURGLARY 2ND DEG	1	0	0
BURGLARY 3RD DEG	2	1	0
CARRYING PISTOL WO PERMIT	1	2	0
CONSPIRACY (FELONY-CLASS A)	1	0	0
CRIM VIO OF RESTRAINING ORDER	0	1	0
CRIMINAL IMPERSONATION	1	2	2
CRIMINAL MISCHIEF 1ST DEG	0	1	0
CRIMINAL MISCHIEF 2ND DEG	3	3	1
CRIMINAL MISCHIEF 3RD DEG	1	3	1
CRIMINAL TRESPASS 1ST DEG	4	0	3
CRUELTY TO ANIMALS	1	1	0
DISOBEYING SIGNAL OF OFFICER	0	0	1
DISORDERLY CONDUCT	2	13	7
DUI- .02 BAC LESS THAN 21 YRS	0	1	0
EVADE RESP-INJURY/PROP DAMAGE	0	0	2
EVADE RESP-PHYSICAL INJURY	0	0	1
FAIL TO DISPLAY PLATES/INSERTS	1	0	0
FAILURE TO APPEAR 1ST DEG	5	2	5
FAILURE TO APPEAR 2ND DEG	12	13	12
FAILURE TO DRIVE UPON RIGHT	0	2	2
FAILURE TO OBEY STOP SIGN	0	0	1
FLR TO DRIVE IN PROPER LANE	0	1	1
FLR TO INSURE PRIVATE MTR VEH	0	0	1
FLR TO WEAR SAFETY SEAT BELT	0	0	2
FOLLOW TOO CLOSELY-W/ACDNT	0	0	1
FOLOW TO CLSE-CARAVAN-ACCDT	0	0	1
FORGERY 1ST DEG	0	0	1
FORGERY 2ND DEG	0	0	3
HARASSMENT 2ND DEG	0	1	2
IDENTITY THEFT - 3RD DEGREE	0	0	2
IL POSS LRG MAGZ OBT BEF4/5/13	0	1	0
IL SELL/MNFCTR CANBIS >18	0	0	1
IL TAKE PAYMENT CARD	0	1	0
ILL ALTERATION FIREARM IDENTS	0	1	0
ILL OPN MV UNDER INFL ALC/DRUG	7	3	10
ILL OPN MV UNDER SUSPENSION	0	2	1
ILL OPN MV WO MINIMUM INSURNCE	0	1	0
ILL POSS WEAPON IN MTR VEHICLE	1	3	2
IMP PASSING-UNSAFE DISTANCE	0	0	1
IMPROPER USE-MARKER/LIC/RGSTR	1	2	0

Arrest Count by Year



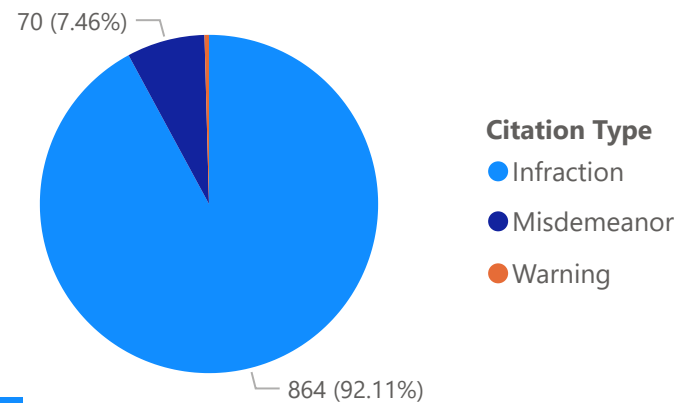
Arrest Count this Month Only



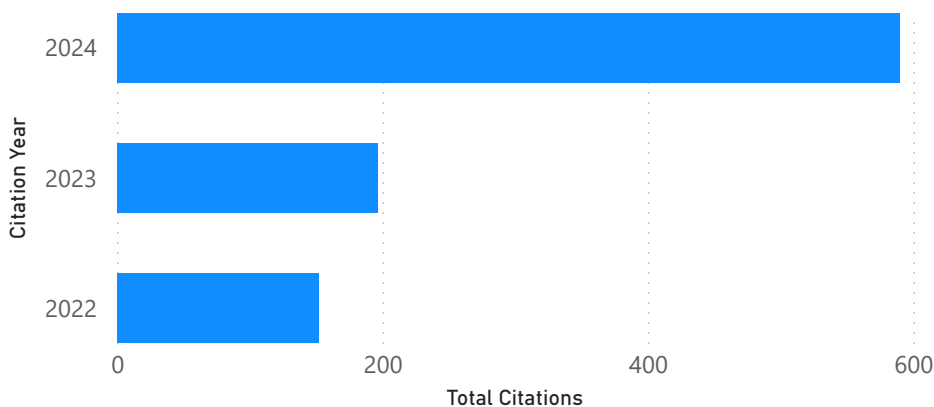
Citation Statistics - May

Citation Type	2022	2023	2024	Total
Infraction	120	171	573	864
Misdemeanor	28	25	17	70
Warning	4			4
Total	152	196	590	938

Total Citations by Citation Type

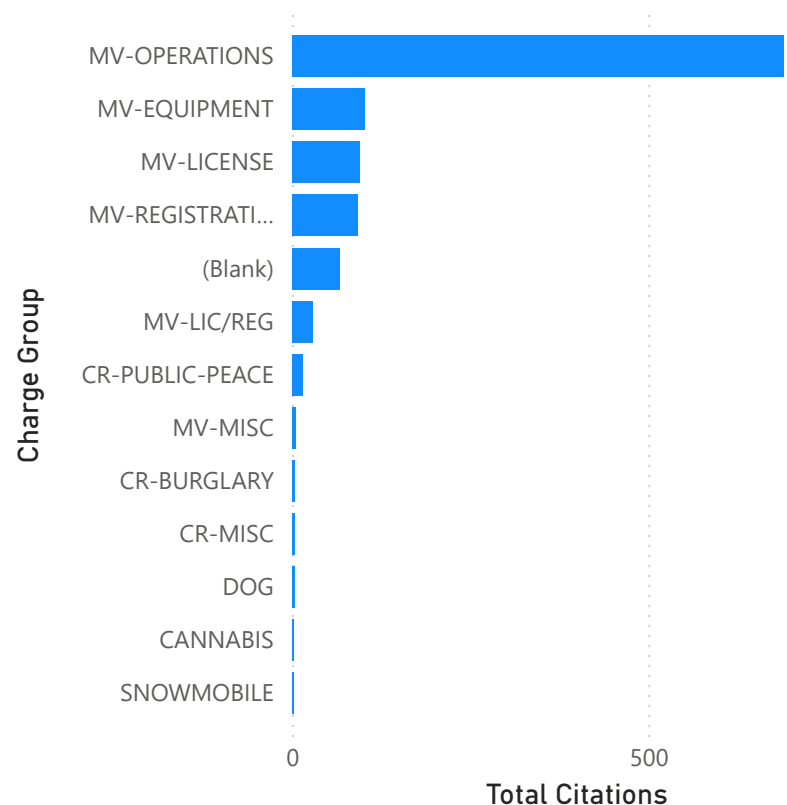


Total Citations by Citation Year



Charge Group	2022	2023	2024
	30	19	17
CANNABIS			2
CR-BURGLARY		3	1
CR-MISC	1	1	2
CR-PUBLIC-PEACE	2	6	7
DOG	2	1	1
MV-EQUIPMENT	5	13	84
MV-LIC/REG	7	7	15
MV-LICENSE	16	28	51
MV-MISC	2	1	2
MV-OPERATIONS	114	141	435
MV-REGISTRATION	17	20	55
SNOWMOBILE			1
Total	177	196	590

Total Citations by Charge Group

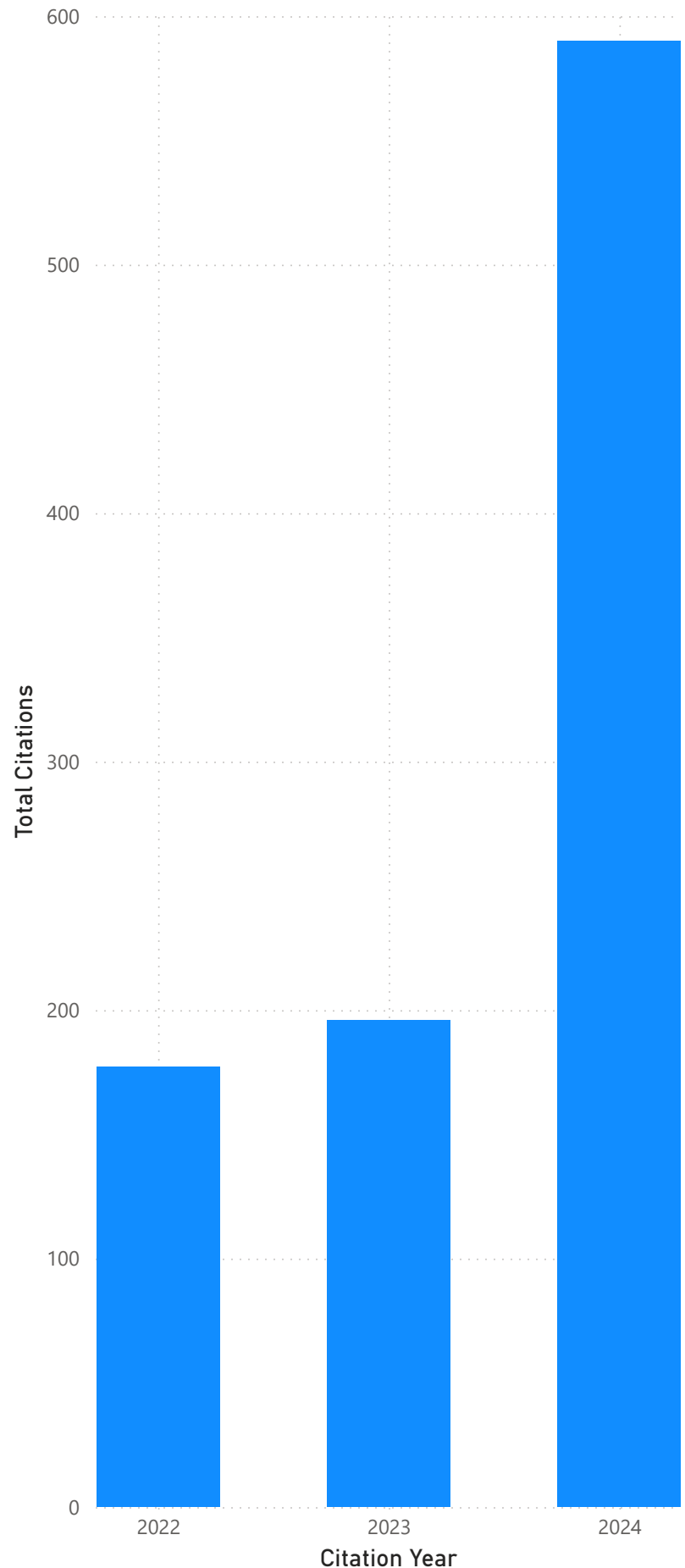


Citation Statistics - May

Top 40 Citation Charges

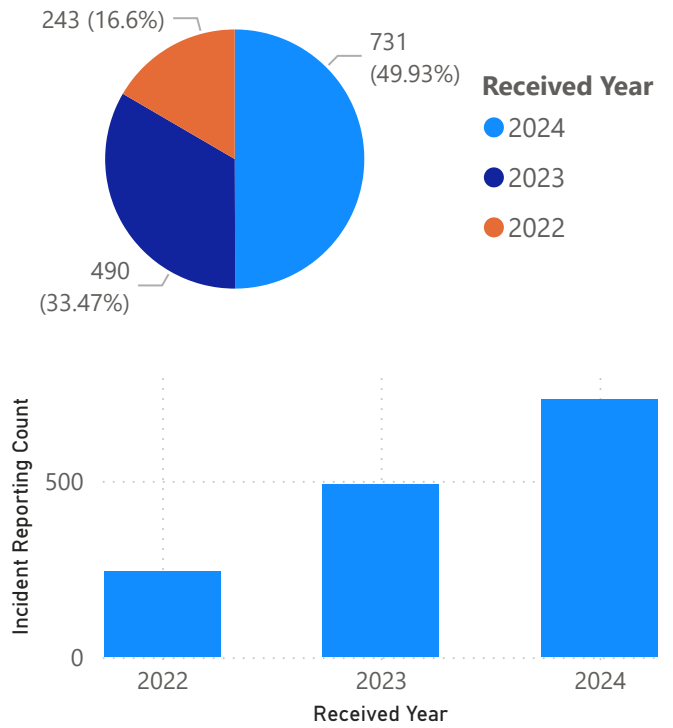
ChargeDesc	2022	2023	2024
14-100a(c)(1) - FLR TO WEAR SAFETY SEAT BELT		10	84
14-100a(c)(1)* - FLR WEAR SAFTY SEAT BLT OPR<18		2	
14-12(a) - FAILURE TO RENEW REGISTRATION	1	5	2
14-12(a)* - OPERATE/PARKS UNREGISTRD MV	12	13	46
14-13 - FAILURE TO CARRY REG/INS CARD	1	2	5
14-147(a) - FALSIFY MARKER/LICENSE/RGSTRTN	1	4	
14-147(c) - IMPROPER USE-MARKER/LIC/RGSTR	7	7	15
14-147a - THEFT OF PLATES/INSERTS		1	1
14-18(a) - FAIL TO DISPLAY PLATES/INSERTS	4	3	2
14-213 - FLR TO CARRY OPERATOR LICENSE		3	6
14-213b - ILL OPN MV WO MINIMUM INSURNCE		12	27
14-215 - ILL OPN MV UNDER SUSPENSION	9	9	6
14-215(a) - ILL OPN MV UNDER SUSPENSION		1	2
14-215a - IL OPN MV UNDER 14-140 SUSPNSN		1	1
14-218a - TRAVELING UNREASONABLY FAST	46	52	108
14-218a* - TRAVELING TOO FAST CONDITIONS	1	1	1
14-219(b) - SPEEDING INFRACTION-CARS ONLY	3	2	
14-224(b)(1) - EVADE RESP-SERIOUS PHYS INJURY	1		1
14-224(b)* - EVADE RESP-PROP DAMAGE/INJURY	2	1	1
14-224b - EVADING RESPONSIBILITY	2	1	2
14-227a - ILL OPN MV UNDER INFL ALC/DRUG	3		
14-230(a) - FAILURE TO DRIVE UPON RIGHT	1	1	1
14-232(a)(1) - IMP PASSING-UNSAFE DISTANCE		1	5
14-236 - FLR TO DRIVE IN PROPER LANE	9	7	16
14-240 - FOLLOWING TOO CLOSELY- NON CVC	2	1	
14-240(b)* - FOLLOW TOO CLOSELY-W/ACDNT		5	3
14-241 - IMPROPER TURNS	1	1	
14-242(e) - LFT TURN-FL TO YLD RT OF WAY	4	4	3
14-245 - FLR GRANT RIGHT OF WAY-INTRSCCT	1		2
14-247 - FLR GRANT RIGHT OF WAY-PRVT RD	1	4	3
14-296aa(b1st - OP MV W/HNDHLD TEL/ELC DEV/TXT	9	29	33
14-296aa(b2nd - VIO 14-296AA(B)-2ND OFFENSE	2		
14-296aa(f1st - DISTRACTD DRIVE NOT CELL/ELECT	2		
14-298 - FLR COMPLY STATE TFC COMM REGS		1	1
14-299 - TRAFFIC CONTROL SIGNALS	3	9	5
14-301 - FAILURE TO OBEY STOP SIGN	32	21	253
14-36(a) - OPERATE MV WITHOUT LICENSE	14	15	27
14-36a(c) - ILL OPN MV-VIO LICENSE CLASS	2	1	
14-80(a) - OPN CAUSING UNNECESSARY NOISE	2		
14-96a(a) - FAILURE TO DISPLAY LIGHTS	1		1
22-363 - POSSESS VICIOUS/BARKING DOG	2	1	1
22-364(a) - PERMIT DOG/LIVESTK TO ROAM	1		1
38a-371 - FLR TO INSURE PRIVATE MTR VEH	14	4	6
53a-110a - SIMPLE TRESPASS		3	1
53a-181a - CREATING A PUBLIC DISTURBANCE	2	6	7
7-148 - TOWN ORDINANCE \$90 OR LESS(CI)		1	1

Citations by Year during this Month

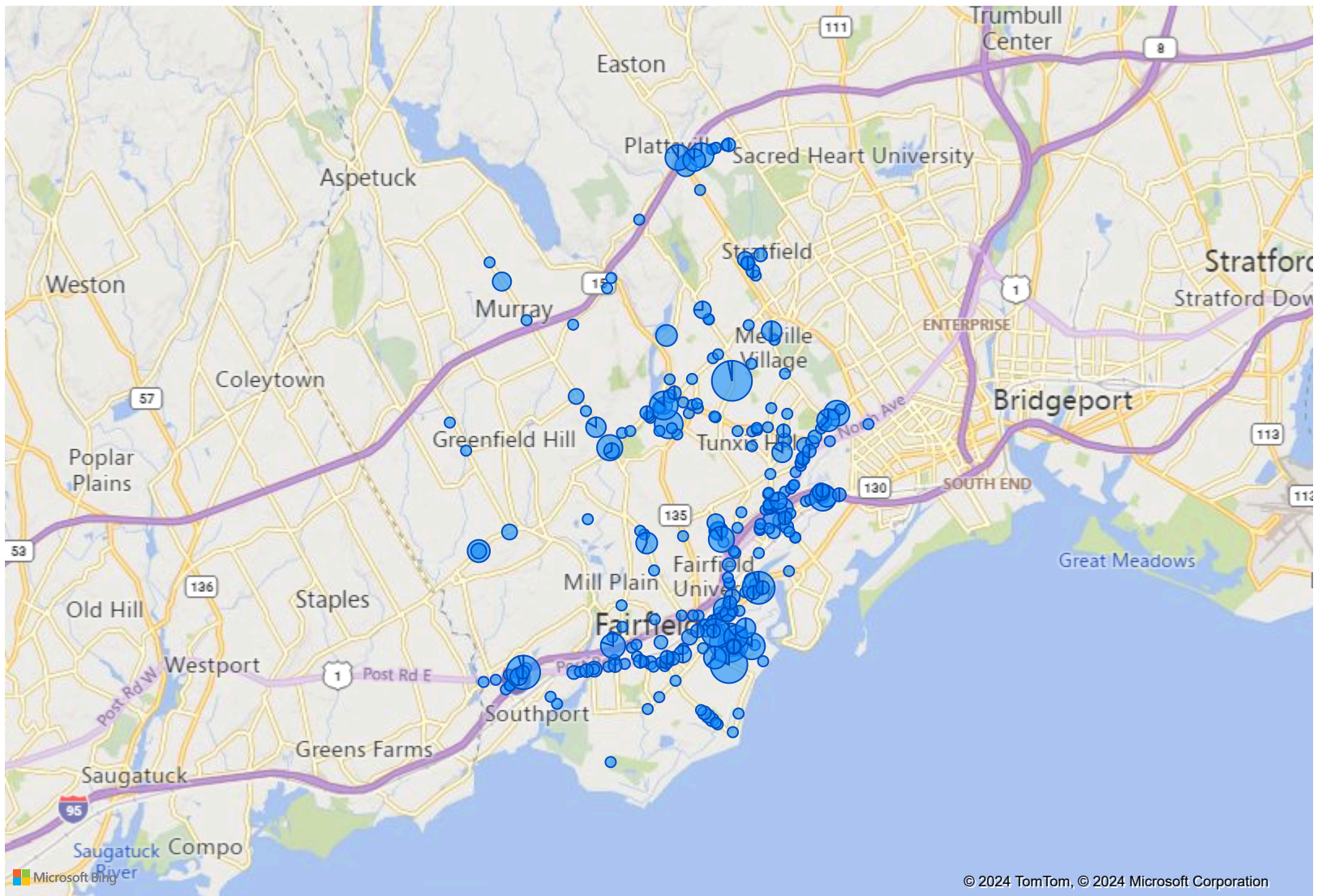


Traffic Stop Statistics - May

Actual Call Type	2022	2023	2024
TRAFFIC STOP - ARREST	102	114	514
TRAFFIC STOP - VERBAL	129	257	176
TRAFFIC STOP	5	116	40
TRAFFIC STOP - NO ACTION	2	3	1
TRAFFIC STOP - WRITTEN WARNING	3		
INVESTIGATION-WARRANT ARREST	1		
STOLEN VEHICLE	1		
Total	243	490	731



TRAFFIC STOPS THIS MONTH:

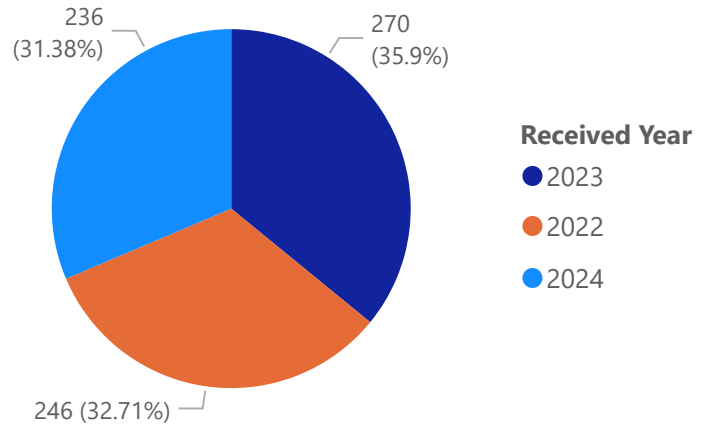


The data depicted on this page and within this report may not be inclusive of all incidents or events and is presented for convenience to the viewer.

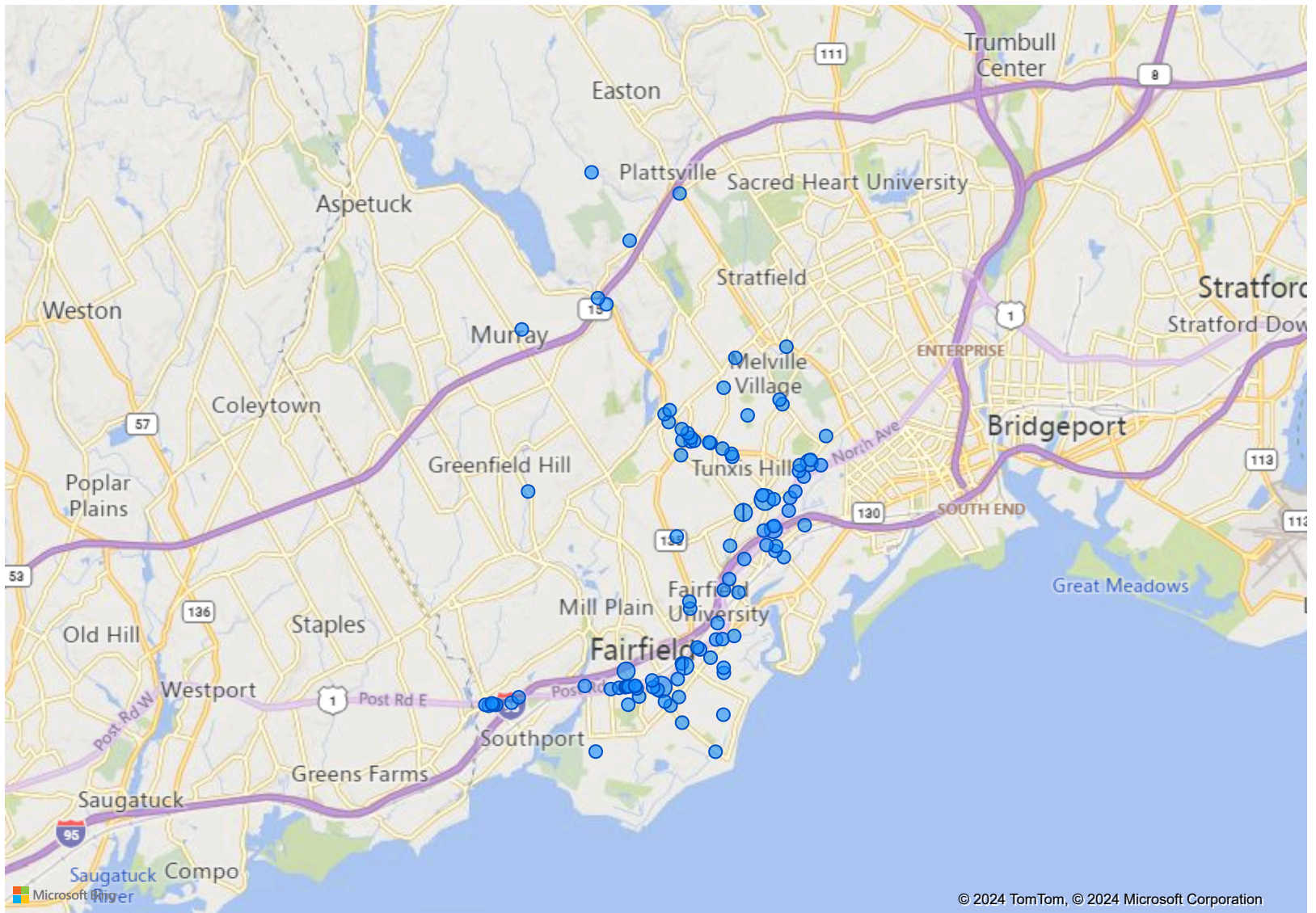
Vehicle Crash Statistics - May

Initial Call Type	2022	2023	2024
M.V. ACCIDENT	203	222	177
VEHICLE ACCIDENT WITH INJURIES	43	48	59
Total	246	270	236

Incident Reporting Count by Received Year



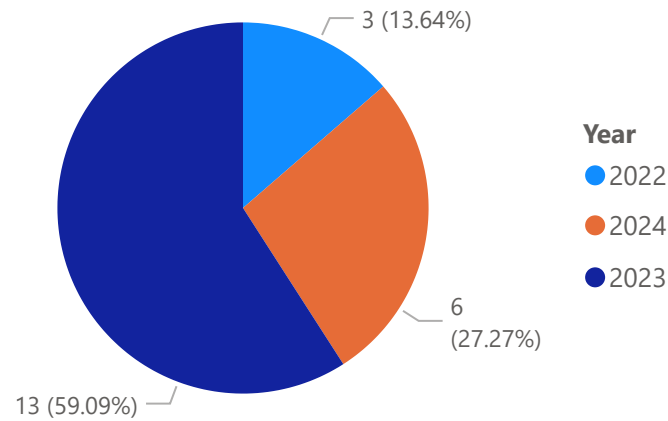
VEHICLE CRASHES THIS MONTH



The data depicted on this page and within this report may not be inclusive of all incidents or events and is presented for convenience to the viewer.

Family Violence Offense Statistics - May

Family Violence	2022	2023	2024	Total
Yes	3	13	6	22
Total	3	13	6	22

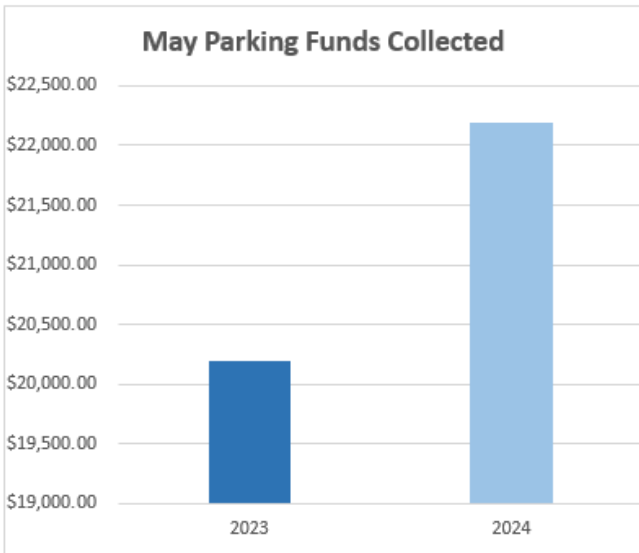
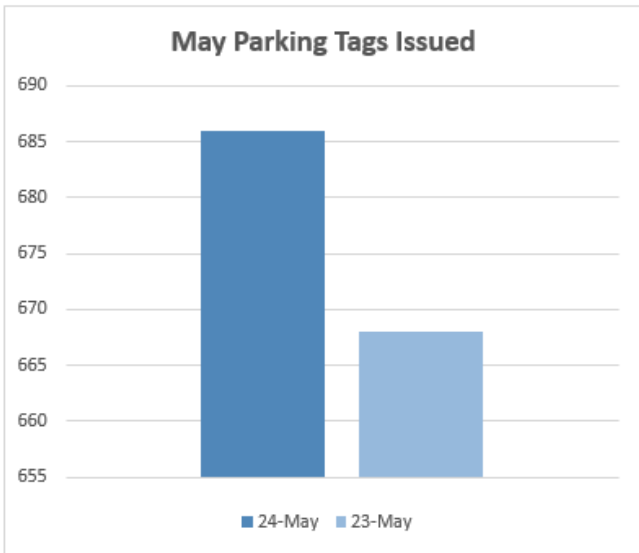


If you or someone you know is a victim of domestic violence, there are CONFIDENTIAL, SAFE, and FREE services available throughout Connecticut 24 hours per day, 7 days per week.

If you need help or just someone to talk to, please visit us at [CTSafeConnect.org](https://www.CTSafeConnect.org) or call or text **(888) 774-2900**. Advocates are available 24/7. All languages are supported!

To learn more, visit www.ctcadv.org or www.CTSafeConnect.org

Parking Enforcement Statistics - May



2023

Parking Tags Issued

668

Total Revenue Collected

\$20,920.29

2024

Parking Tags Issued

686

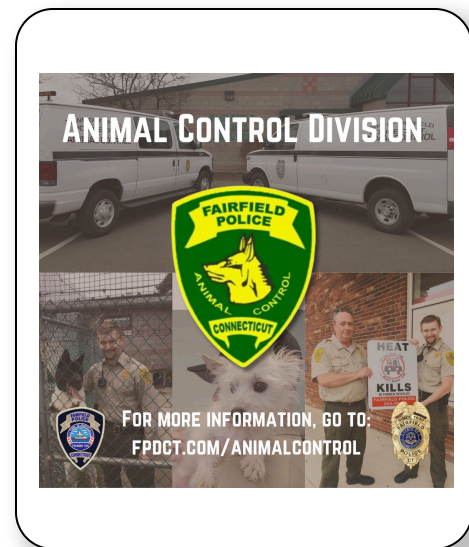
Total Revenue Collected

\$22,089.40

Animal Control & Shelter - May

- Complaints: 164
- Wildlife related complaints: 45
- Animals tested for rabies: 2
- Animals testing positive for rabies: 0
- Animals impounded: 10 dogs
- Animal bites: 5 dog bites
- ACO Enforcement: 4 Written warnings, 1 infraction
- Dead animals picked up: 58
- Beach/Open Space: increase in wildlife complaints/dead wildlife.
- Euthanized: 1 dog after being quarantined.
- Sold as a pet: 2 dogs 2 cats

Animals Housed at shelter: 6 dogs, 6 cats



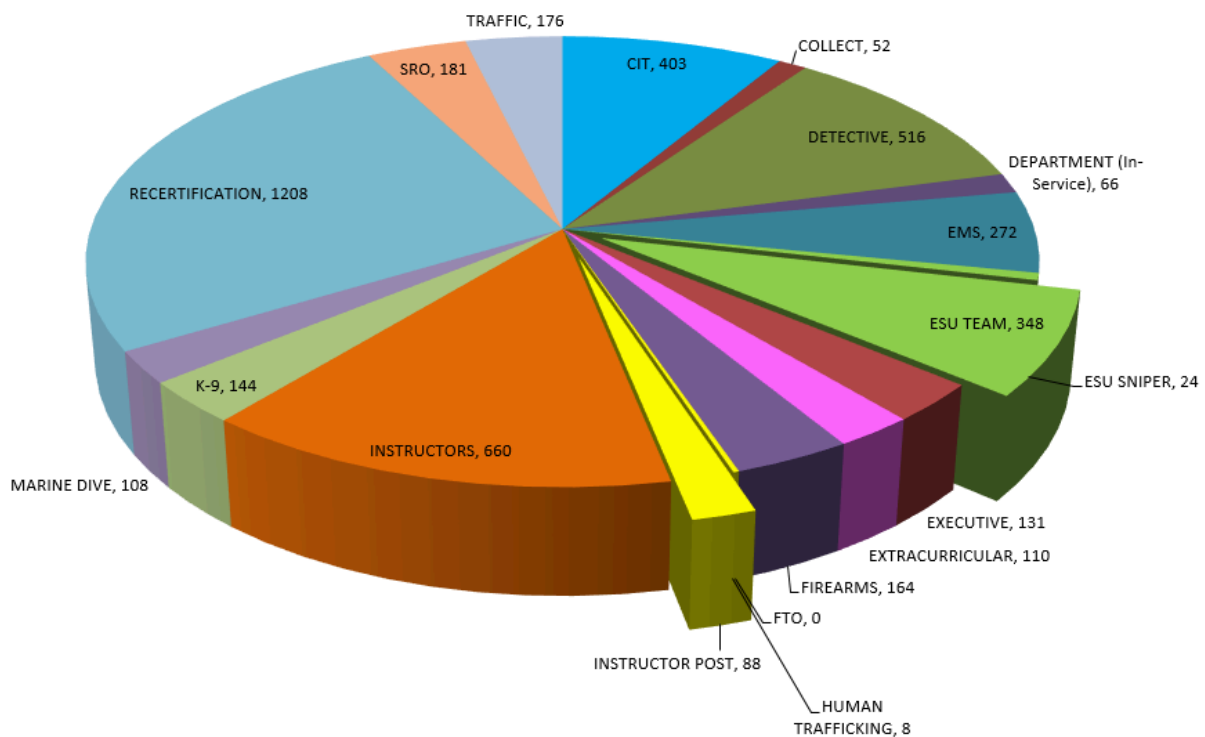
Department Training Report - May

TRAINING CALCULATIONS FROM 01-01-2024 THRU 12-31-2024

	2016	2017	2018	2019	2020	2021	2022	2023	2024
Total Class Attendance	120	659	980	1298	929	995	1289	1789	663
Officers With Classes	54	109	104	109	109	114	115	117	116
Officers No Classes	54	-1	0	0	0	3	10	8	6
Total Officers	105	102	107	107	106	117	125	125	122
Officers/Class Average	2.14	3.14	3.26	3.10	3.14	2.88	3.05	3.06	3.23
Amount of Class Days	88	335	453	636	450	543	684	741	294
Segments	56	210	301	419	296	346	423	585	205
Average Days/ Class	1.57	1.60	1.50	1.52	1.52	1.57	1.62	1.27	1.43

	Students	Instructors		Month	YTD
Detectives	276	Detective School	Training Hours Outside	746	1639
Instructor Certification	212	Firearms & Survival	Training Hours Inside	313	3020
CIT	196				
SRO Certification	128	Active Shooter			
Executive	63	Supervisor FBI-LEEDA			
ESU	60	Monthly			
Marine Division Training	36				

HOURS 2024



May



The Fairfield Police Department proudly welcomes Officer Navin Nair who was sworn in earlier today! With four years of service at the Wilton Police Department and a veteran of the Army National Guard, Officer Nair brings experience, honor, and commitment to our community. Please join us in welcoming Officer Nair to Fairfield!



Congratulations to Officers Bridget Melsenti, Dominic Migliaro, and Anthony Falbo for successfully completing the 62nd Annual Fairfield County Detective School! This intensive two-week training, hosted by the Fairfield County Detective Conference in partnership with the Fairfield County Chiefs of Police Association, is a cornerstone in developing the essential skills needed to excel as effective investigators. Special recognition to Officer Bridget Melsenti for achieving 1st Place Scholastic Standing in the class! A huge accomplishment but no surprise! We could not be prouder of these Officers for continuing to set a high standard for excellence in law enforcement!





This week, for National Police Week, we come together as a community to recognize and appreciate the vital role our officer's play. Whether it's patrolling our streets, responding to emergencies, or building relationships with residents, their efforts are integral to fostering a safer, stronger, and more resilient Fairfield.



Join us in congratulating Sergeant Michael Komm for successfully completing the Basic Police Motorcycle Operators Course hosted by the Westport Police Department. Sergeant Komm's dedication and hard work are a testament to his commitment to serving and protecting our community. We are proud to have him on our team!





We had a blast biking to school with some Osborne Hill students this week! Despite a little rain, everyone enjoyed the fresh air and exercise, arriving at school in style. Thanks for letting us join the crew!

MENTAL HEALTH MATTERS



MENTAL HEALTH AWARENESS MONTH



The Fairfield Police Department is committed to fostering mental well-being within our community. May is Mental Health Awareness Month and we're shining a spotlight on the importance of mental health and safety for everyone.